


PHOTOFACT* Folder



STROMBERG-CARLSON
MODEL AU-33

STROMBERG-CARLSON
MODEL AU-33



MIKE 1
VOLUME
CONTROL

BASS
TONE
CONTROL

MIKE 2
VOLUME
CONTROL

PHONO
VOLUME
CONTROL

MIKE 3
VOLUME
CONTROL

TREBLE
TONE
CONTROL
ON-OFF SW

STROMBERG-CARLSON
MODEL AU-33

TRADE NAME	Stromberg-Carlson, Model AU-33	
MANUFACTURER	Stromberg-Carlson Co., 100 Carlson Rd., Rochester, New York	
TYPE SET	AC Operated Audio Amplifier	
TUBES (EIGHT)	Types (3) 6SJ7 Mic. 1, 2 and 3 Amp., 6SF5 Mixer, 6N7 AF Amp.-Phase Inv., (2) 6L6G Power Output, 5U4G Rectifier	
POWER SUPPLY	110-120 Volts AC	RATING 1.2 Amp. @ 117 Volts AC

HOWARD W. SAMS & CO., INC. • Indianapolis 1, Indiana

"The listing of any available replacement part herein does not constitute in any case a recommendation, warranty or guaranty by Howard W. Sams & Co., Inc., as to the quality and suitability of such replacement part. The numbers of these parts have been compiled from information furnished to Howard W. Sams & Co., Inc., by the manufacturers of the particular type of replacement part listed."
"Reproduction or use, without express permission, of editorial or pictorial con-

tent, in any manner, is prohibited. No patent liability is assumed with respect to the use of the information contained herein. Copyright 1951 by Howard W. Sams & Co., Inc., Indianapolis, Indiana, U. S. of America. Copyright under International Copyright Union. All rights reserved under Inter-American Copyright Union (1910) by Howard W. Sams & Co., Inc." Printed in U. S. of America


DATE 5-51

SET 134

FOLDER 10

PARTS LIST AND DESCRIPTIONS TUBES (SYLVANIA or Equivalent)

CHASSIS—TOP VIEW



ITEM No.	USE	REPLACEMENT DATA		RMA BASE TYPE	INSTALLATION NOTES
		STROM-CARL PART No.	STANDARD REPLACEMENT		
V1	Mic. 1 Amplifier	35754	6S37	8N	
V2	Mic. 2 Amplifier	35754	6S37	8N	
V3	Mic. 3 Amplifier	35754	6S37	8N	
V4	AF Amplifier	41486	6S37	6AB	
V5	AF Amp.-Phase Inv.	41131	6N7	8B	
V6	Power Output	35756	6L6G	7AC	
V7	Power Output	35756	6L6G	7AC	
V8	Rectifier	35758	5U4G	5T	

CAPACITORS

Capacity values given in the rating column are in mfd. for Electrolytic and Paper Capacitors, and in mmfd. for Mica and Ceramic Capacitors.

ITEM No.	RATING CAP. VOLT	REPLACEMENT DATA			IDENTIFICATION CODES AND INSTALLATION NOTES
		STROM-CARL PART No.	AEROVOX PART No.	CORNELL-DUBILIER PART No.	
C1A	30	46320	AF88K	UP4450	TVL-2830
C2A	10	34898	AF22215A	UP1135C	TVL-4723
C3	20	50			
C4	50	46327	PR650/50	BR505	TVA-1308
C5	25	41157	PR625/50	BR502A	TVA-1208
C6	50	41157	PR625/50	BR502A	TVA-1206
C7	1	400	PR688-1	P488-1	4TM-P1
C8	1	400	25483	P488-1	4TM-P1
C9	1	400	25483	P488-1	4TM-P1
C10	.05	400	40632	P488-05	4TM-P1
C11	.05	400	40632	P488-05	4TM-P1
C12	.05	400	40632	P488-05	4TM-P1
C13	500	27009	I468-0005	D6-501	4TM-55
C14	100	25483	I468-0001	D6-103	4TM-55
C15	100	25483	I468-0001	D6-101	4TM-55
C16	.03	400	27782	P488-03	4TM-55
C17	.05	400	40632	P488-05	4TM-55
C18	.003	400	46315	P488-003	4TM-55
C19	1	400	25483	P488-1	4TM-55
C20	1	400	25483	P488-1	4TM-55
C21	1	400	25483	P488-1	4TM-55

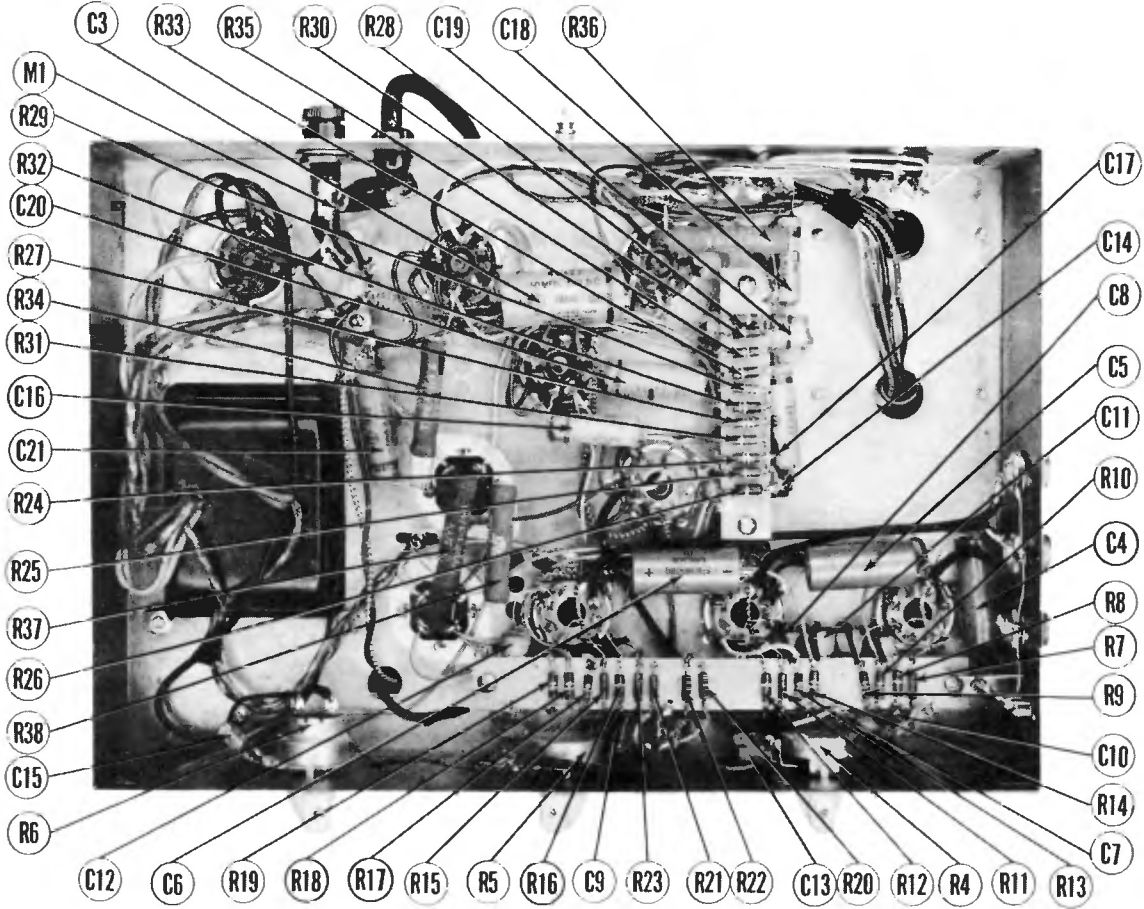
CONTROLS

ITEM No.	RATING RESIST. ANCE	RATING WATTS	REPLACEMENT DATA			INSTALLATION NOTES
			STROM-CAR PART No.	IRC PART No.	CLEARSTAT PART No.	
R1A	1Meg	1/2	46313	Q13-137	AM-63-Z	Mike 1 Volume Control
R1B	1Meg	1/2	46313	Not Req	FS-3	Attach to R1A per instructions
R2A	1Meg	1/2	46313	Q13-137	AM-63-Z	Mike 2 Volume Control
R2B	1Meg	1/2	46313	Not Req	FS-3	Attach to R2A per instructions
R3A	1Meg	1/2	46313	Q13-137	AM-63-Z	Mike 3 Volume Control
R3B	1Meg	1/2	46313	Not Req	FS-3	Attach to R3A per instructions
R4A	5Meg	1/2	46314	Q13-137	AM-85-S	Bass Control
R4B	5Meg	1/2	46314	Not Req	RS-3	Attach to R4A per instructions
R5A	1Meg	1/2	46313	Q13-137	AM-63-Z	Phono Volume Control
R5B	1Meg	1/2	46313	Not Req	FS-3	Attach to R5A per instructions
R6A	1Meg	1/2	39836	Q13-137	AM-63-Z	Treble Control
R6B	1Meg	1/2	39836	Not Req	FS-3	Attach to R6A per instructions
R7	Switch		Not Req	78-1	SW-A	Attach to R6A per instructions

RESISTORS

ITEM No.	RATING RESISTANCE	RATING WATTS	REPLACEMENT DATA		IDENTIFICATION CODES
			STROM-CARL PART No.	IRC PART No.	
R7	1Meg		28191	BTS-1Meg	Mike 1 Pre-Amp. Grid
R8	1500Ω		28160	BTS-1500	Mike 1 Pre-Amp. Cathode
R9	1.5Meg		28193	BTS-1.5Meg	Mike 1 Pre-Amp. Screen

CHASSIS—BOTTOM VIEW



PARTS LIST AND DESCRIPTIONS (Continued)

ITEM No.	PART No.	RATING			STROM-CARL PART No.	STANCOR PART No.	MERIT PART No.	CHICAGO PART No.
		PRI.	SEC. 1	SEC. 2				
R10	150KΩ							
R11	1Meg							
R12	1500Ω							
R13	1.5Meg							
R14	150KΩ							
R15	1Meg							
R16	1500Ω							
R17	1.5Meg							
R18	150KΩ							
R19	22KΩ							
R20	1Meg							
R21	1Meg							
R22	1Meg							
R23	680KΩ							
R24	1200Ω							
R25	100KΩ							
R26	100KΩ							
R27	680KΩ							
R28	100KΩ							
R29	4700Ω							
R30	100KΩ							
R31	1500Ω							
R32	100KΩ							
R33	100KΩ							
R34	250							
R35	470KΩ							
R36	2500Ω							
R37	5000Ω							
R38	15KΩ							

TRANSFORMER (POWER)

ITEM No.	RATING	REPLACEMENT DATA			
		STROM-CARL PART No.	STANCOR PART No.	MERIT PART No.	
T1	117VAC @1.2A 780VCT .150ADC @3A	6.3VAC @3.6A	33026	PM8411 ① P-2954 ①	PH-145 ①

① Drill new mounting holes.

TRANSFORMER (AUDIO OUTPUT)

ITEM No.	RATING	REPLACEMENT DATA			INSTALLATION NOTES
		STROM-CAR PART No.	STANCOR PART No.	CHICAGO PART No.	
T2	3.9KΩ CT 2000 120Ω 40 80 180 25Ω	100 Taps 330 50 .82Ω 6.6Ω	46326	A-3651	PC0-80 ① Drill new mounting holes.

FUSES

ITEM No.	TYPE	RATING	REPLACEMENT DATA		REMARKS
			STROMBERG-CARLSON PART No.	LITTELFUSE PART No.	
M1	3AG	3Amp.	25156	27958	312003 342001 HOLDER HOLDER

DIAL LIGHTS

ITEM No.	BASE TYPE	VOLTS	AMPS.	BEAD COLOR	REPLACEMENT DATA		NOTES
					STROM-CARL PART No.	STROM-CARL PART No.	
M2	Bayonet	7.5	.2	White	28025	28025	Type #51

MISCELLANEOUS

ITEM No.	PART NAME	STROM-CARLSON PART No.	NOTES
	Knob	32687	
	Knob	35840	

