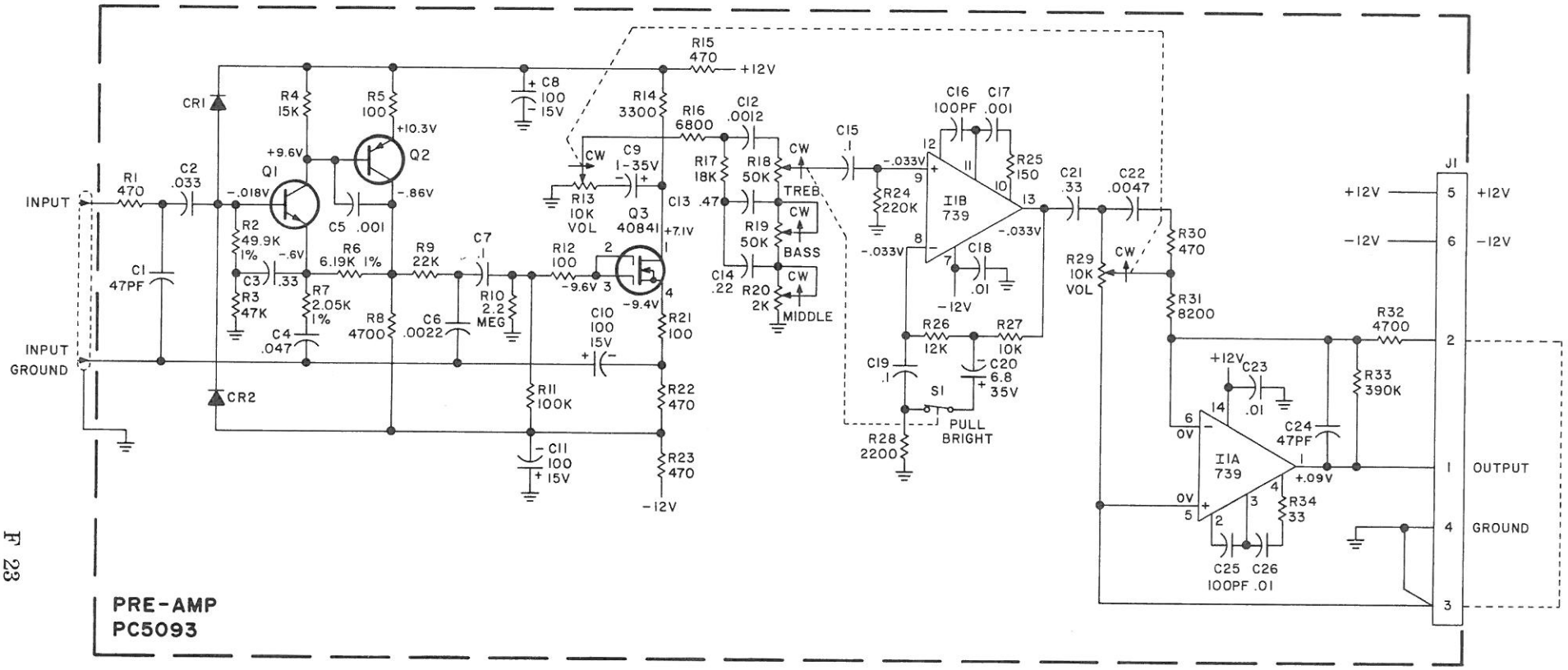

NOTES:

1. ALL RESISTORS ARE 1/2W, 10%, UNLESS NOTED.
2. ALL CAPACITOR VALUES ARE IN MICROFARADS, UNLESS NOTED.
3. VOLTAGE MEASUREMENTS ARE WITH POWER ON, ALL CONTROLS FULL ON, NO SIGNAL, NO LOAD AND MEASURED FROM COMMON GROUND.

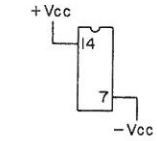

BOTTOM VIEW
14 PIN I.C.
KPN 007-7015-00

BOTTOM VIEW
OF 80841
KPN 007-0024-00

SYMBOL	KUSTOM PART NO.
CR1 & CR2	007-6016-00
Q1	007-0007-00
Q2	007-0009-00
J1	030-2035-00
R18 & S1	133-0051-00
R13 & R29	133-0053-00
R19	133-0035-00
R20	133-0033-00

REV	CO NO	DATE	BY

REQ	PART NUMBER	DESCRIPTION	ITEM

Kustom ELECTRONICS, INC.
CHANUTE, KAN. 66720

DRN SPAITS	DATE 12-71	TOLERANCES NONE	MATERIAL NONE
CHK	DATE 12-71	NAME SCHEMATIC DIAGRAM — PRE-AMP (STEEL) PC5093	
ENGR			
SCALE NONE	SHT 1 OF 1	PART NUMBER 002-5093-00	

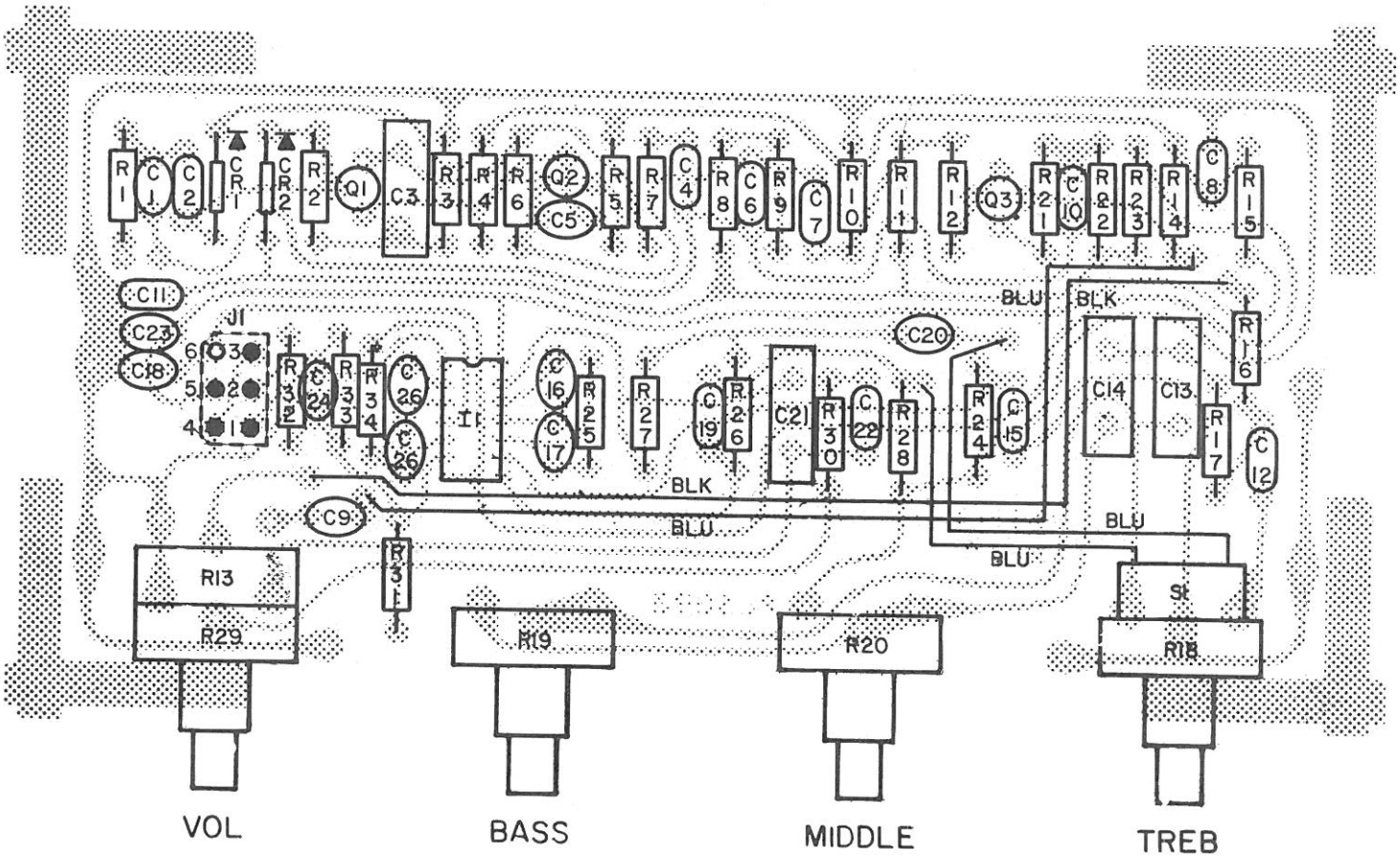

J1

1. OUTPUT
2.
3.
4. GND
5. +12V
6. -12V

BY	Kustom. ELECTRONICS, INC. CHANUTE, KANSAS 66720				
DATE	DRN JLS	DATE 1-72	TOLERANCES NONE	MATERIAL NONE	
JO	CHK J.T.S.	DATE 1-72	NAME ASSY. DRAWING, PRE-AMP (STEEL)		
C	ENGR J. Spritz				
REV	SCALE NONE	SHT 1 OF 1	PART NUMBER 300-5093-00		